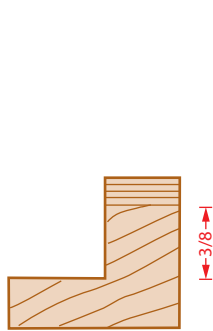
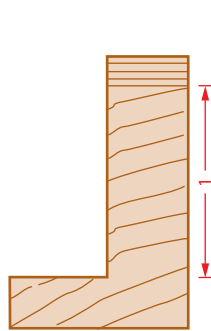


FLUSH TRIM PLUNGE TEMPLATE WITH UPPER BALL BEARING

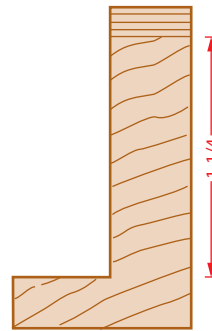
1:1 Wood Sample
For accuracy print document at 100%



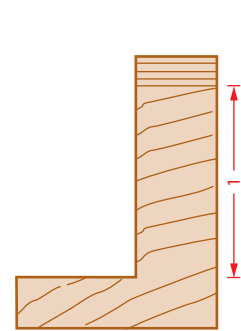
45481



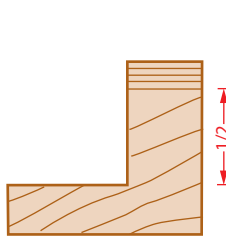
45460



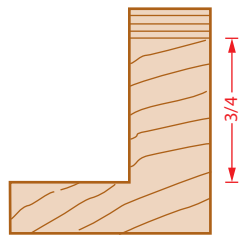
45461



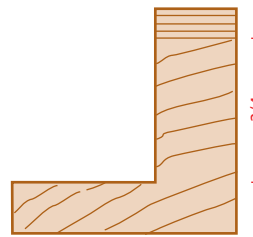
45462



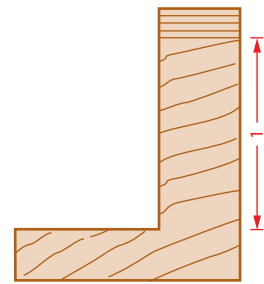
45482



45483



45485



45464

It is recommended that a test cut be made to ensure accuracy.

Copyright © Amana Tool®

No part of this document may be reproduced in any form without prior written approval from

Amana Tool® Corporation Headquarters, New York

Amana Tool® is not responsible for typographical errors.